

# Financial Highlights

As of or for the year ended December 31,

(in millions, except per share, ratio and headcount data)

	2007	2006
<b>Reported basis <sup>(a)</sup></b>		
Total net revenue	\$ 71,372	\$ 61,999
Provision for credit losses	6,864	3,270
Total noninterest expense	41,703	38,843
Income from continuing operations	15,365	13,649
Net income	\$ 15,365	\$ 14,444
<i>Per common share:</i>		
Basic earnings per share		
Income from continuing operations	\$ 4.51	\$ 3.93
Net income	4.51	4.16
Diluted earnings per share		
Income from continuing operations	\$ 4.38	\$ 3.82
Net income	4.38	4.04
Cash dividends declared per share	1.48	1.36
Book value per share	36.59	33.45
Return on common equity		
Income from continuing operations	13%	12%
Net income	13	13
Return on common equity (net of goodwill)		
Income from continuing operations	21%	20%
Net income	21	22
Tier 1 capital ratio	8.4	8.7
Total capital ratio	12.6	12.3
Total assets	\$ 1,562,147	\$ 1,351,520
Loans	519,374	483,127
Deposits	740,728	638,788
Total stockholders' equity	123,221	115,790
Headcount	180,667	174,360

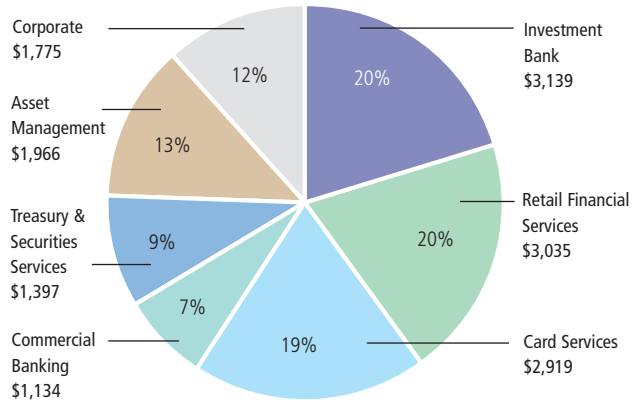
(a) Results are presented in accordance with accounting principles generally accepted in the United States of America.

JPMorgan Chase & Co. (NYSE: JPM) is a leading global financial services firm with assets of \$1.6 trillion and operations in more than 60 countries. The firm is a leader in investment banking, financial services for consumers, small business and commercial banking, financial transaction processing, asset management and private equity. A component of the Dow Jones Industrial Average, JPMorgan Chase serves millions of consumers in the United States and many of the world's most prominent corporate, institutional and government clients under its JPMorgan and Chase brands.

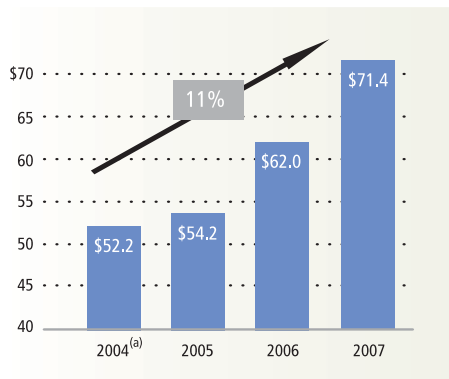
Information about JPMorgan capabilities can be found at [www.jpmorgan.com](http://www.jpmorgan.com) and about Chase capabilities at [www.chase.com](http://www.chase.com). Information about the firm is available at [www.jpmorganchase.com](http://www.jpmorganchase.com).

# Financial Trends

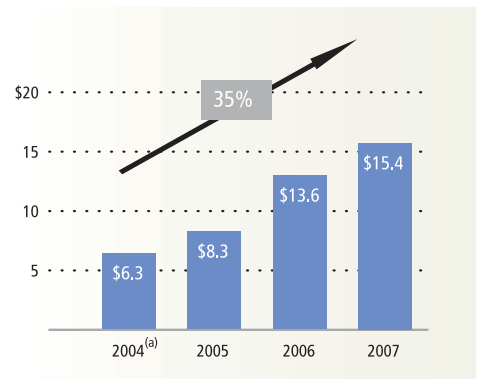
**Income by Line of Business**  
(in millions)



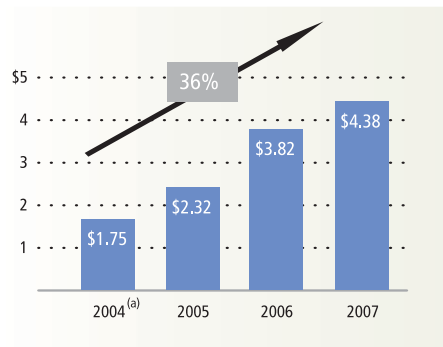
**Net Revenue**  
(in billions)



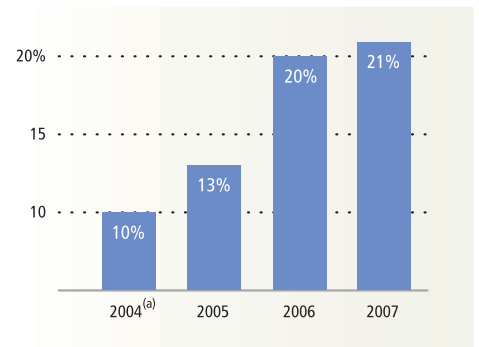
**Income from continuing operations** (in billions)



**Earnings per Share**  
from continuing operations (fully diluted)



**Return on Equity** (net of goodwill)  
from continuing operations



All information shown on a reported basis on continuing operations

Growth rates shown as compound annual growth rates (CAGRs)

(a) Presented on an unaudited pro forma combined basis that represents how the financial information of JPMorgan Chase & Co. and Bank One Corporation may have appeared on a combined basis had the two companies been merged for the full year