

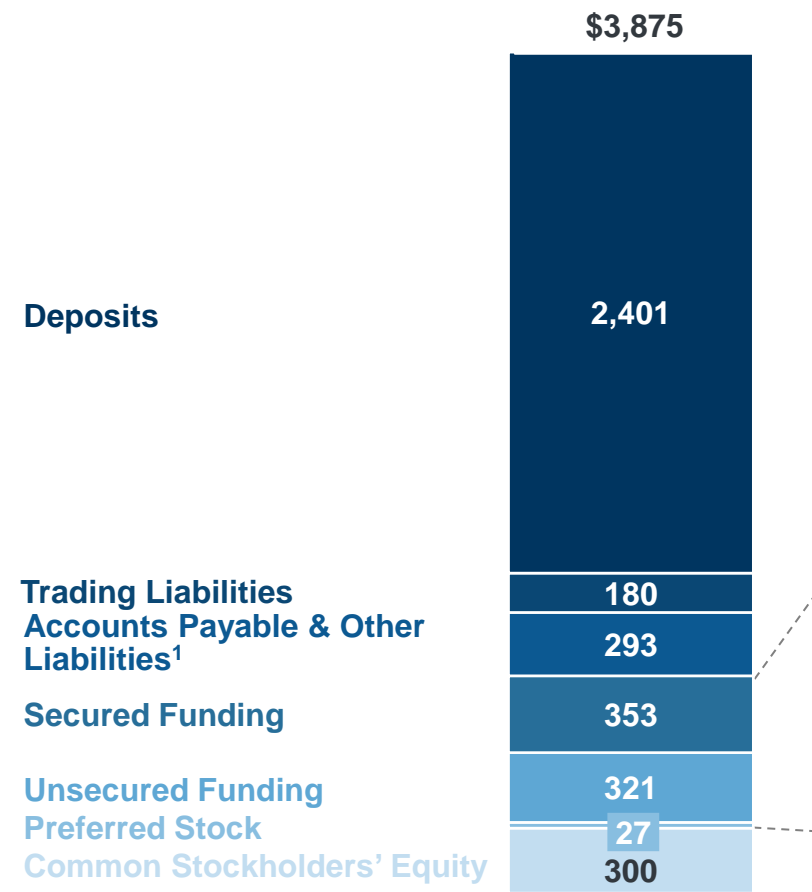
INVESTOR
DAY | 2024

FIXED INCOME INVESTOR INFORMATION

JPMORGAN CHASE & CO.

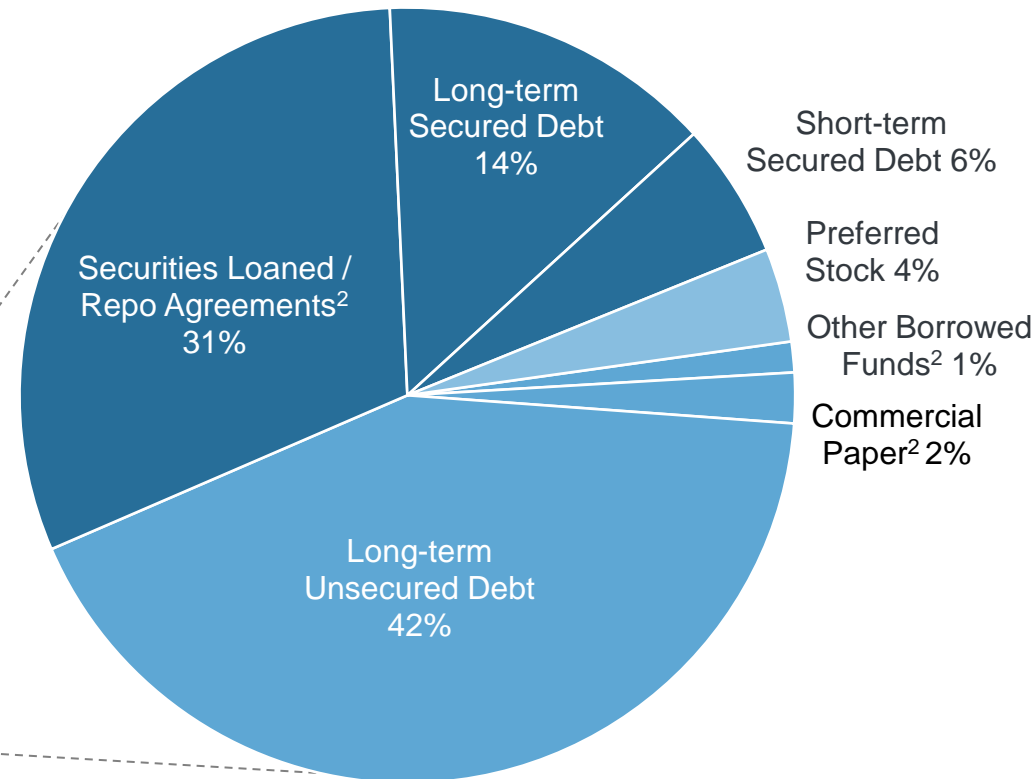
JPMorgan Chase & Co. funding mix

TOTAL LIABILITIES & STOCKHOLDERS' EQUITY (\$B)



As of December 31, 2023

CAPITAL MARKETS LIABILITIES (%)



SECURED FUNDING HIGHLIGHTS

- **Long-term Secured Debt**
 - \$41B FHLB Advances
 - \$49B Purchase Money Note³
 - \$3B Credit Card Securitization
 - \$5B Other Long-term Secured Funding
- **Short-term Secured Debt**
 - \$19B Collateralized Commercial Paper
 - \$18B Asset-backed Commercial Paper

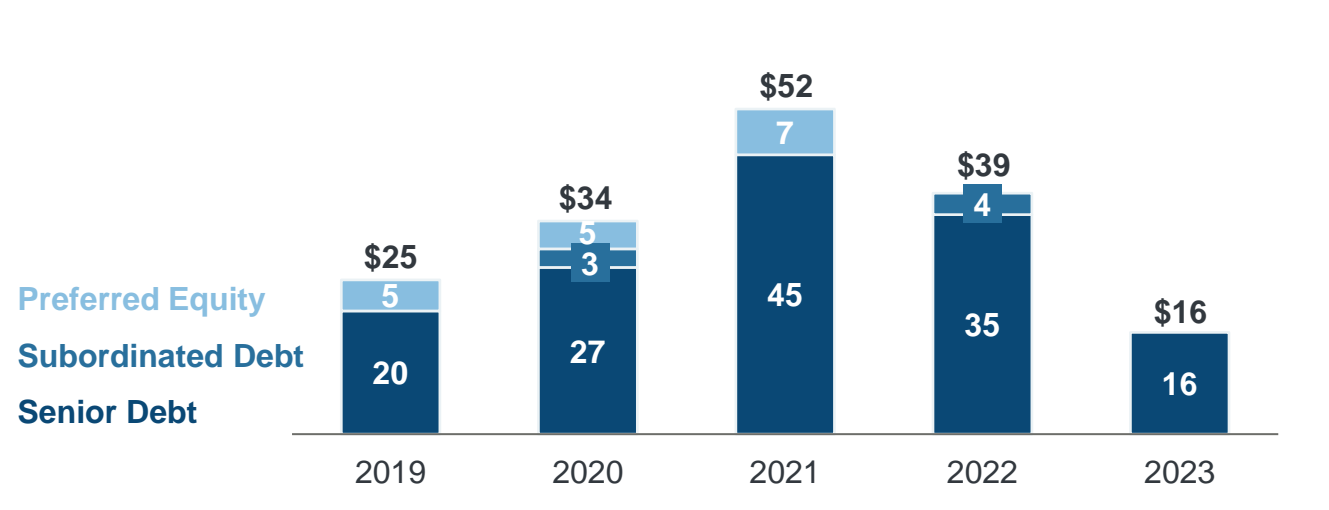
UNSECURED FUNDING HIGHLIGHTS

- **Long-term Unsecured Debt**
 - \$191B Senior Debt
 - \$4B ESG Debt
 - \$20B Subordinated Debt⁴
 - \$86B Structured Notes
- **Short-term Unsecured Debt**
 - \$15B Commercial Paper

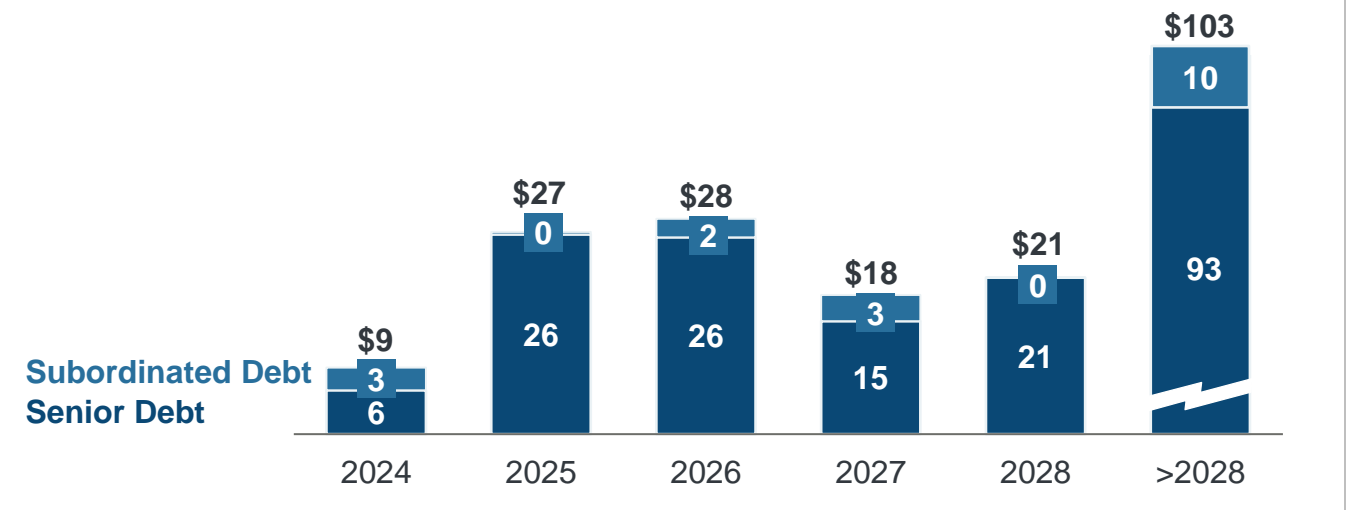
Note: Totals may not sum due to rounding
For footnoted information, refer to slide 7

Holding Company unsecured benchmark funding

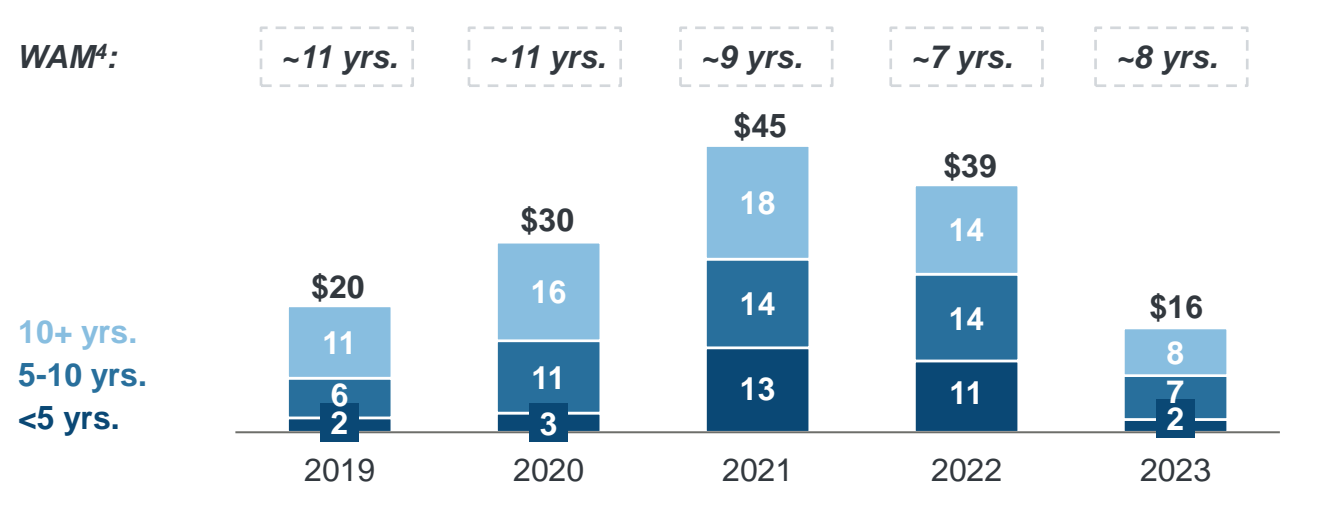
GROSS ISSUANCE BY SECURITY TYPE (\$B)¹



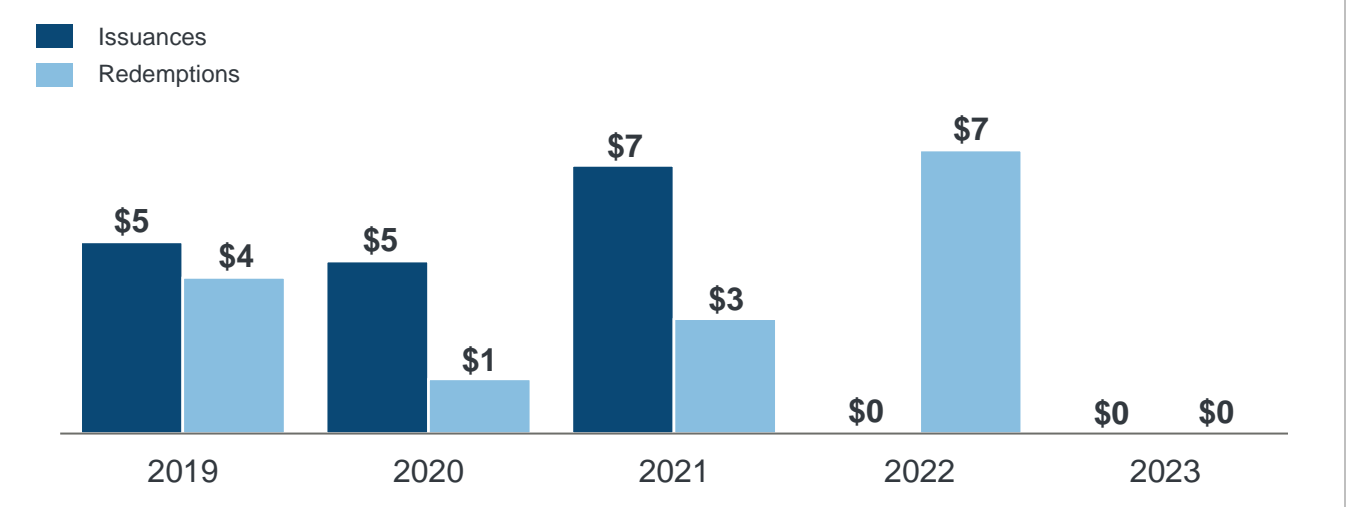
LONG-TERM DEBT MATURITY PROFILE (\$B)²



GROSS ISSUANCE BY TENOR (\$B)³

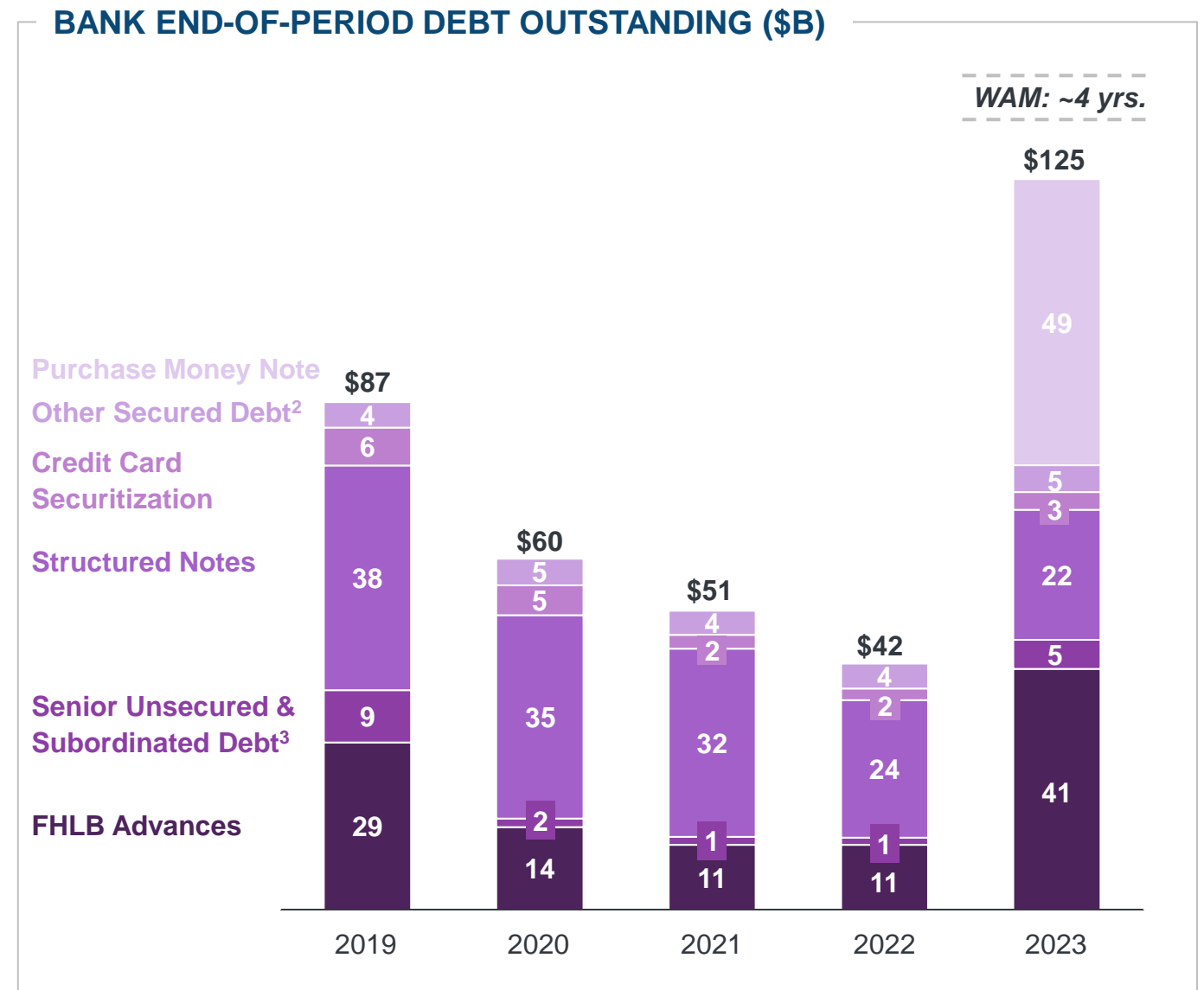
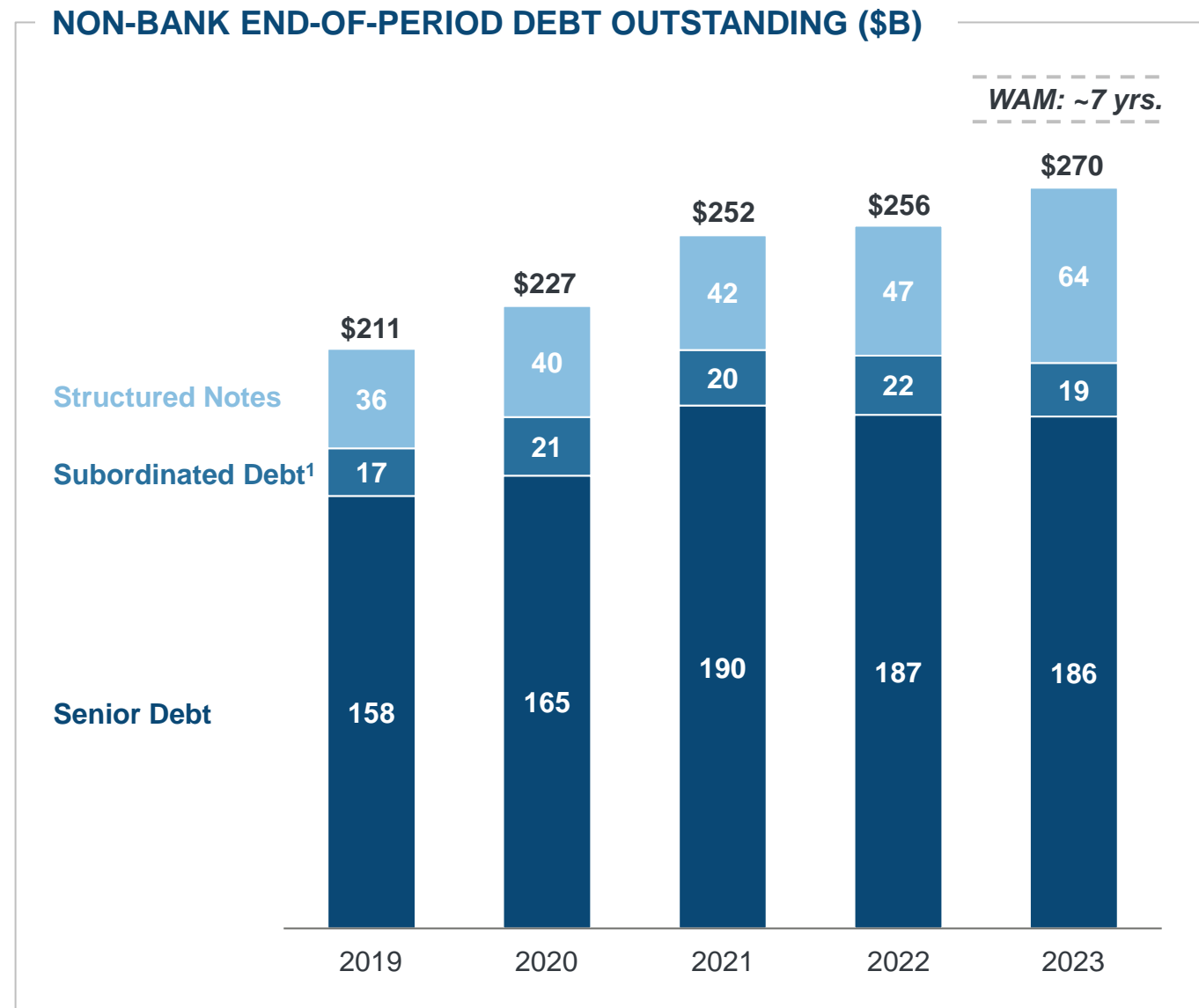


PREFERRED STOCK TRENDS (\$B)



Note: Totals may not sum due to rounding. Holding Company funding refers to issuances out of JPMorgan Chase & Co. For footnoted information, refer to slide 7

Firmwide wholesale long-term debt outstanding



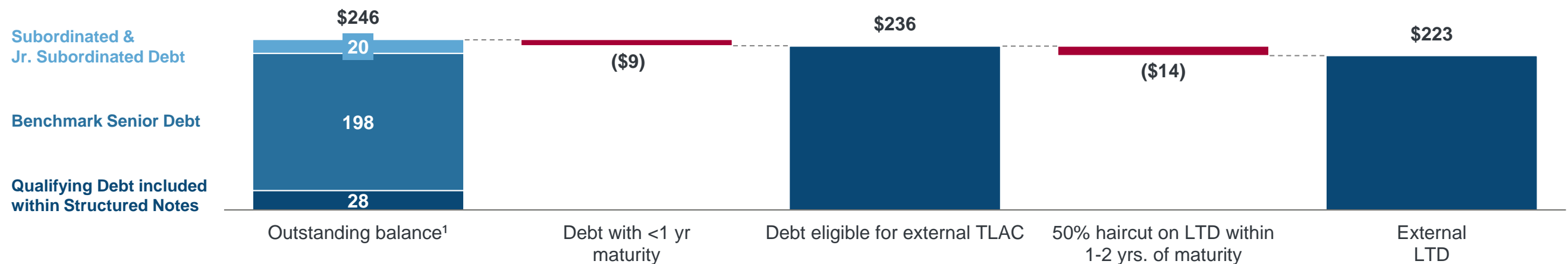
Note: Totals may not sum due to rounding. Non-bank refers to JPMorgan Chase & Co. and its non-bank subsidiaries. Bank refers to JPMorgan Chase Bank, N.A and its subsidiaries. For footnoted information, refer to slide 7

Compliance with TLAC and external LTD requirements

TLAC REQUIREMENTS – KEY METRICS as of December 31, 2023 (\$B)

	External TLAC	External LTD
Eligible Long-term Debt	\$236	\$223
Preferred Equity	27	-
Common Equity Tier 1 & Other Tier 1 Adjustments	250	-
Total	\$514	\$223
% of RWA	30.7%	13.3%
<i>Requirement</i>	23.0%	10.0%
(Shortfall) / Surplus	\$129	\$55
% of Leverage Assets	11.3%	4.9%
<i>Requirement</i>	9.5%	4.5%
(Shortfall) / Surplus	\$83	\$18

HOLDING COMPANY – EXTERNAL LTD as of December 31, 2023 (\$B)



Note: Totals may not sum due to rounding

¹ Includes adjustments from balance sheet carrying value to the TLAC amount

Key features and regulatory measurement of wholesale funding sources

		Features			Regulatory Measurement			
	Product	Typical Term	Callable	Multi-currency	TLAC ⁵	Tier 1 or Tier 2 Capital	LCR	NSFR
Holding Company	Senior Unsecured Debt	2-30 years	✓	✓	✓	✗	✓	✓
	Subordinated Debt	10-30 years ³	✓	✓	✓	✓	✓	✓
	Preferred Stock	Perpetual	✓	✗	✓	✓	✓	✓
Other Non-Bank	Structured Notes	2-40 years	✓	✓	✗	✗	✓	✓
	Commercial Paper ¹	Generally <1 year ⁴	✓	✓	✗	✗	✓	✓
	Securities Loaned / Repo Agreements	Generally <6 months ⁴	✓	✓	✗	✗	✓	✓
	Collateralized Commercial Paper ¹	Generally <1 year ⁴	✓	✓	✗	✗	✓	✓
Bank	Senior Unsecured Debt	2-30 years	✓	✓	✗	✗	✓	✓
	Subordinated Debt	2-30 years	✓	✓	✗	✓	✓	✓
	Structured Notes	1-20 years	✓	✓	✗	✗	✓	✓
	FHLB Advances ²	Generally <5 years ⁴	✓	✗	✗	✗	✓	✓
	Credit Card Securitization	1-10 years	✗	✗	✗	✗	✓	✓
	Asset-backed Commercial Paper ¹	Generally <1 year ⁴	✓	✗	✗	✗	✓	✓
Secured Funding								

Note: Excludes deposits and common equity
For footnoted information, refer to slide 7

We remain committed to advancing a sustainable and inclusive economy

Sustainable Development Target: \$2.5T over 10 years¹



Green
\$1T goal

Aiming to **support climate action, clean energy and sustainable resource management**

\$242B

Development Finance

Working to **support sustainable development in emerging economies**

\$306B

Community Development

Striving to **advance economic inclusion in developed markets**

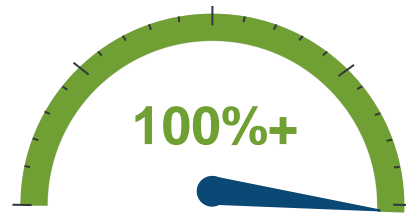
\$127B



\$675B

cumulative progress by the end of 2023

Racial Equity Commitment: \$30B over 5 years¹



~\$31B*

reported progress by the end of 2023



Provided **8,700+ incremental loans to businesses in majority Black, Hispanic and Latino communities**



Opened **16 Community Center Branches³** and hired **149 Community Managers**



Preserved **192,000+ affordable rental units** and **constructed or rehabilitated 11,000 units of affordable housing**



\$2.3B of incremental **LIHTC⁴ investments**



723,000+ net new low-cost checking accounts with no overdraft fees



*We are committed to completing the 18 sub-commitments² and focusing on long-term impact and outcomes

For footnoted information, refer to slide 7

Notes on slides 1-6

Slide 1 – JPMorgan Chase & Co. funding mix

1. Includes client-driven loan securitizations, which are included in beneficial interests issued by consolidated variable interest entities on the Firm's Consolidated balance sheets totaling ~\$2.2B as of December 31, 2023
2. Federal funds purchased ("FFP") are reported in federal funds purchased and securities loaned or sold under repurchase agreements on the Firm's Consolidated balance sheets. The Firm's obligations under the collateralized commercial paper ("CCP") programs, short-term Federal Home Loan Bank ("FHLB") advances, unsecured commercial paper and other borrowed funds ("OBF") are reported in short-term borrowings on the Firm's Consolidated balance sheets. Obligations under the asset-backed commercial paper ("ABCP") programs are included in beneficial interests issued by consolidated variable interest entities on the Firm's Consolidated balance sheets
3. Reflects the Purchase Money Note associated with the First Republic acquisition on May 1, 2023
4. Includes junior subordinated debt

Slide 2 – Holding Company unsecured benchmark funding

1. Excludes unsecured benchmark funding debt issued by JPMorgan Chase Bank, N.A. of ~\$1.75B and ~\$3.75B in 2019 and 2023, respectively
2. Excludes ~\$23B of long-term debt issued out of the Commercial & Investment Bank ("CIB"). Amounts reflected in the table represent unsecured benchmark long-term debt at carrying values as of December 31, 2023, which includes unamortized premiums and discounts, issuance costs and hedge accounting valuation adjustments
3. Excludes preferred stock issuance
4. Weighted average maturity ("WAM") is calculated based on the final maturity of all unsecured long-term debt issuance

Slide 3 – Firmwide wholesale long-term debt outstanding

1. Includes junior subordinated debt
2. Includes \$21mm, \$18mm, \$15mm, \$7mm and \$29mm of other secured debt in non-bank subsidiaries in 2019, 2020, 2021, 2022 and 2023, respectively
3. Senior unsecured for banking subsidiaries includes subordinated debt of \$305mm, \$309mm, \$287mm, \$261mm and \$255mm in 2019, 2020, 2021, 2022 and 2023, respectively

Slide 5 – Key features and regulatory measurement of wholesale funding sources

1. Commercial paper ("CP")/CCP/ABCP can be issued for periods up to 397 days, except for certain CP/CCP, which has a maximum tenor of 270 days
2. FHLB advances may have a legal maturity of up to 30 years
3. Currently not optimal from a regulatory capital treatment perspective to issue with a tenor of less than 10 years
4. Only funding with maturities > 30 days and > 365 days are eligible to receive the full benefit in the LCR and NSFR, respectively
5. TLAC requirements only applicable to the Holding Company

Slide 6 – We remain committed to advancing a sustainable and inclusive economy

1. Select highlights, refer to our 2023 ESG report for additional detail
2. Please see additional detail on the Racial Equity Commitment progress, including the 18 sub-commitments in our 2023 ESG report
3. Total Community Center Branches as of December 31, 2023
4. Low Income Housing Tax Credit ("LIHTC")